

Objective & Strategy

The active investment strategy aims to implement vandaalen's defensive allocation while focusing on an original thematic approach based on long-term trends such as demographic, social, environmental challenges, and technological developments in order to identify investment opportunities throughout the value chain and across all industries. We select investment vehicles or companies that can deliver performance over the long term, based on deep financial analysis that evaluates strategic positioning, management and financial strength. Our approach aims at offering solutions that consider market, environmental, exchange rate, political and reputational risks and that mitigate risks that may depress asset prices in the short-term.

Classification

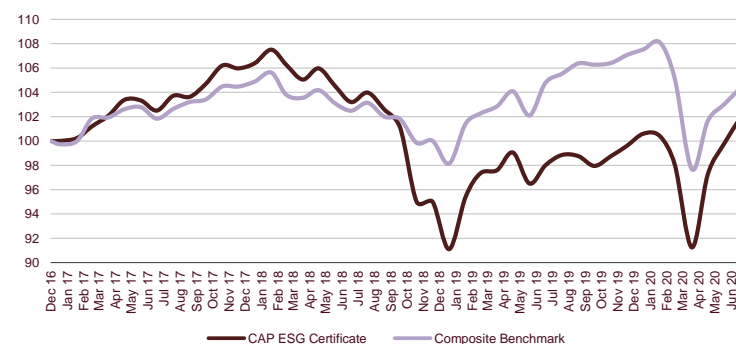
Asset Type	Mixed Allocation
Region	World
Style	ESG Focus

Performance Table (%)

	Jan	Feb	Mar	Apr	May	Jun	Jul	Aug	Sep	Oct	Nov	Dec	Year
Cert 2020	-0.20	-2.34	-6.94	6.58	2.62	2.10							1.29
Benchmark	0.53	-2.77	-7.07	4.06	1.35	1.29							-2.96
Cert 2019	4.72	2.04	0.26	1.49	-2.57	1.55	0.87	-0.10	-0.81	0.82	0.86	1.00	10.43
Benchmark	3.34	0.84	0.57	1.20	-1.91	2.63	0.71	0.81	-0.10	0.13	0.62	0.44	9.58
Cert 2018	1.05	5.01	-1.15	0.88	-1.38	-1.25	0.76	-1.33	-1.46	-6.03	0.00	-4.11	-9.04
Benchmark	5.92	-1.73	-0.24	0.61	-1.05	-0.58	0.63	-1.10	-0.20	-1.92	0.16	-1.88	-1.60
Cert 2017	0.23	0.96	0.87	1.27	-0.05	-0.80	1.19	-0.08	1.03	1.44	-0.22	0.40	6.39
Benchmark	0.27	1.84	0.10	0.66	0.16	-0.92	0.79	0.55	0.20	1.03	-0.01	0.40	5.18

Certificate Facts

Quote	101.90
Share Class Currency	CHF
Issue Date	13 December 2016
Registration	Switzerland
Quotation	Daily
Domicile	Switzerland
ISIN	CH0332709952
Target Clients	Qualified Investors
Subscription/Redemption	Daily / Daily
Subscription Notice	0 Day
Redemption Notice	0 Day
Management Fee	1.25%
TER	1.85%
Minimum Investment	1 Certificates
Number of Positions	19
Legal Status	Open-ended
Dividend Distribution	Capitalised
Benchmark	Composite Benchmark
In Scope	Yes

Comparative Performance**Statistics**

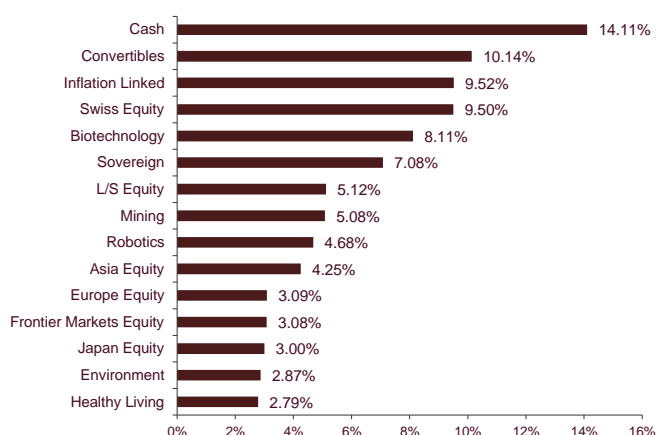
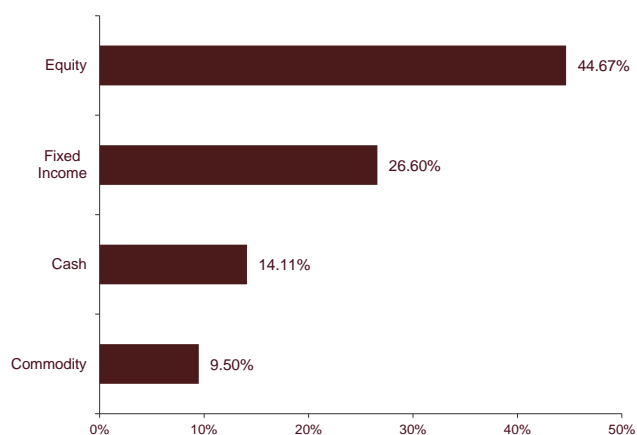
	Certificate (%)	Index (%)
Last Month Return	2.10	1.29
Last 3 Months Return	11.67	6.83
YTD Return	1.29	-2.96
Since Inception	8.25	9.75
Annualized Return	0.53	1.20
Annualized Volatility	8.38	6.71
Sharpe Ratio	0.00	0.10
% of Positive Months	60.47	65.12
Major Drawdown	-6.94	-7.07
Beta	0.90	
Correlation	0.74	

***Index Composition**

25% (equally weighted) USD, EUR, CHF Sovereign Bonds + 10% Global Corporate Bonds + 5% Global High Yield + 10% European Equities + 5% Swiss Equities + 10% US Equities + 5% EM Market Equities + 10% Asia Pacific Equities + 10% Long/Short Equities + 10% Gold

This document does not constitute any recommendation, investment proposal, offer to provide a service, nor solicitation to buy or sell any security or other investment product. This document was issued for information purposes only. It has no contractual value and may contain errors or omissions. Past results are not indicative of future results. NextGen WM will not be liable for any reliance placed upon the content of this document by any person.

Allocation



Monthly Top Five Position Cont.

Name	Rel. Cont.
MULTIPARTNER-K GOLD EQTY-BCH	0.53%
YUKI JAPAN REBOUND GROW-USD	0.36%
ALQUITY SICAV-ASIA-USD-M	0.27%
TUNDRA SUSTAIN FRONTIER-DUSD	0.27%
LAZARD CONVERTIBLE GLOB-ICHC	0.23%

Monthly Worst Five Position Cont.

Name	Rel. Cont.
MPS RSAM SUST HEATH LI-USD B	0.01%
ROBECO-QI GLB CONSV EQ-D USD	0.02%
VONTOBEL CH-ETHOS EQ SW S-A	0.03%
CS ROBOTICS EQUITY FND-B USD	0.04%
NATIX-THMATIC SAFETY-HIA CHF	0.05%

Top 10 Holdings

Name	Weight (%)
AXA WLD-GL INF SH DUR-I CHF	9.52%
PICTET CH PRE MET-P G-PDYCHF	9.50%
ROBECO QI GBL DYN DUR DH CHF	7.08%
YUKI JAPAN REBOUND GROW-USD	5.94%
LAZARD CONVERTIBLE GLOB-ICHC	5.32%
ELEV-ABS LRET EUR FD-RCHF AH	5.12%
MULTIPARTNER-K GOLD EQTY-BCH	5.08%
VONTOBEL CH-ETHOS EQ SW S-A	4.82%
DYNASTY SICAV-DY GL CON-BCHF	4.68%
ALQUITY SICAV-ASIA-USD-M	4.25%
CASH	14.11%

Funds AUM

Fund Size	Percentage
>500m	54.25%
100m to 500m	22.60%
<100m	9.04%
Cash	14.11%

Certificate Information

Custodian	Bank Julius Baer & Co. Ltd, Zürich
Advisor	NextGen Wealth Managers

This document does not constitute any recommendation, investment proposal, offer to provide a service, nor solicitation to buy or sell any security or other investment product. This document was issued for information purposes only. It has no contractual value and may contain errors or omissions. Past results are not indicative of future results. NextGen WM will not be liable for any reliance placed upon the content of this document by any person.