

Objective & Strategy

ESG Swiss Equities certificate invests in a financial and ESG criteria scored weighted index. The index tracks Swiss financially sound companies that generate investment performance and integrate corporate social responsibility, ethics and sustainability characteristics in order to have a long term positive environmental, social, governance (ESG) impact. It aims to be a reference by providing a specific solution that allows capital markets to redirect investment flows toward a more sustainable economy. Only companies with a financial and ESG score equal or above the median are eligible for inclusion in the ESG Swiss Equities Index. The dynamic strategy is based upon a synthetic notional investment allocation and reallocation in the Index Components following a specific and monitored process of eligibility defined by NextGen Wealth Managers SA.

Monthly Comment

In June, the ESG Swiss Equities certificate registered a performance of 2.78% compared to May's 2.78%. The certificate's benchmark, the Swiss Performance Index (SPI), performed positively at 1.55% against 2.86% in the previous month. Since the beginning of the year, the two baskets stand at -8.11% for the certificate and -3.13% for the benchmark. Since inception, cumulated performances are respectively at 12.34% and 34.73% (representing annualized performances of 2.72% and 7.12%) for annualized volatilities of 13.07% and 9.59%.

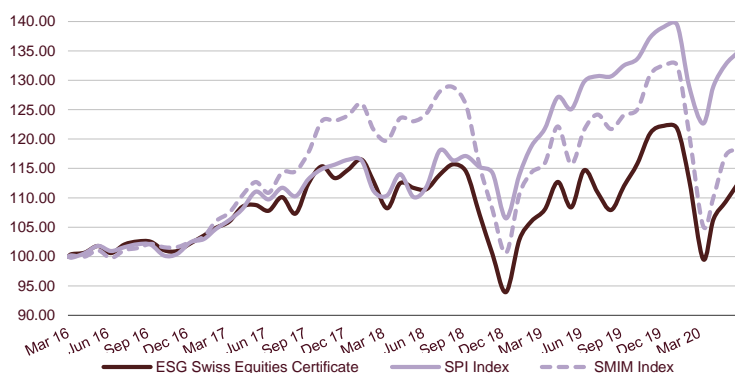
The portfolio's allocation in large capitalization companies remains around 36% against 9% in middle capitalization companies and 54% in small capitalization companies. In terms of sectoral allocation, industrials represent around 25%, health care companies account for 24%, followed by financials at 19%.

Best contributors to the performance were Vontobel (13.68%, 1.02% contribution), DKSH (14.93%, 0.88% contribution) and Kuehne + Nagel (13.72%, 0.65% contribution). On the other side, Vetropack (-12.66%, -0.42% contribution), Dormakaba (-4.44%, -0.26% contribution) and Galenica (-4.50%, -0.20% contribution) were the main detractors.

Performance Table (%)

	Jan	Feb	Mar	Apr	May	Jun	Jul	Aug	Sep	Oct	Nov	Dec	Year
Cert 2020	-0.38	-7.22	-11.87	6.79	2.78	2.78							-8.11
SPI	0.26	-7.56	-4.86	5.18	2.86	1.55							-3.13
Cert 2019	9.51	3.04	1.91	4.32	-3.83	5.83	-3.31	-2.69	3.79	3.41	4.48	1.02	30.12
SPI	6.96	4.28	2.52	4.39	-1.62	3.75	0.73	-0.03	1.43	0.85	2.75	1.27	30.59
Cert 2018	1.48	-3.24	-3.99	3.93	-0.69	-0.20	2.22	1.54	-1.13	-6.35	-6.32	-6.39	-18.16
SPI	-0.13	-4.46	-0.67	3.29	-3.42	1.60	5.53	-1.45	0.63	-1.59	-0.89	-6.74	-8.57
Cert 2017	1.30	1.26	1.03	2.37	0.27	-0.89	2.15	-2.55	4.79	2.59	-1.74	1.28	12.27
SPI	0.54	1.68	1.45	1.76	2.73	-1.18	1.80	-1.29	2.65	1.50	0.67	0.72	13.73
Cert 2016			0.41	0.25	1.13	-1.19	1.45	0.51	-0.05	-1.41	-0.13	1.30	2.25
SPI			-0.19	0.75	1.25	-0.85	0.65	0.50	-0.07	-1.82	0.26	1.98	2.42

Comparative Performance



*Index Composition :

SPI Index

Prior to May 2017, the index has been adjusted to take into account the cash position in the portfolio.

This document does not constitute any recommendation, investment proposal, offer to provide a service, nor solicitation to buy or sell any security or other investment product. This document was issued for information purposes only. It has no contractual value and may contain errors or omissions. Past results are not indicative of future results. NextGen WM will not be liable for any reliance placed upon the content of this document by any person.

Classification

Asset Type	Equities
Region	Switzerland
Style	ESG Systematic

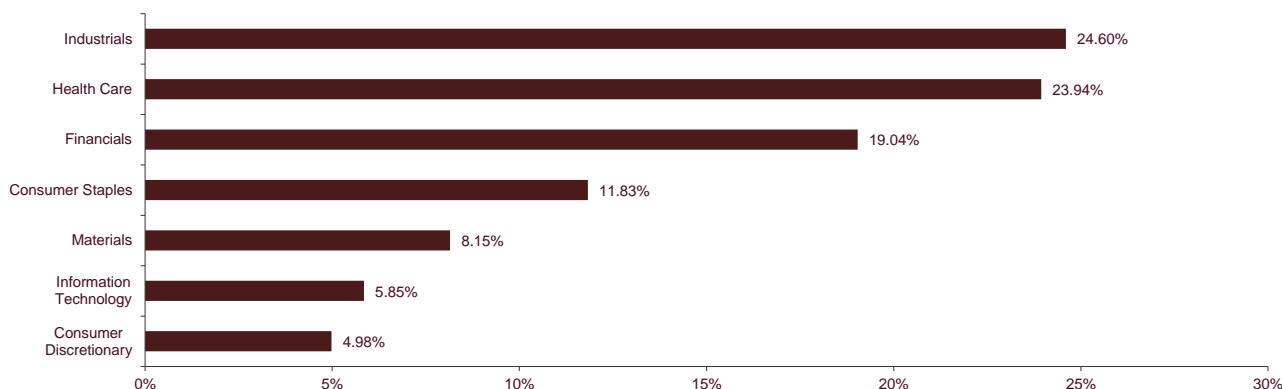
Certificate Facts

Quote	112.34
Share Class Currency	Quanto CHF
Issue Date	24 March 2016
Registration	Switzerland
Quotation	Daily
Domicile	Luxembourg
ISIN	XS1317063169
Target Clients	Qualified Investors
Subscription/Redemption	Daily / Daily
Subscription Notice	0 Day
Redemption Notice	0 Day
Management Fee	0.75%
Index Sponsor Fees	0.35%
Performance Fee	-
Minimum Investment	1 Certificates
Number of Positions	22
Legal Status	Open-ended
Dividend Distribution	Capitalised
Benchmark	SPI Index
In Scope	Yes

Statistics

	Certificate (%)	Index (%)
Last Month Return	2.78	1.55
Last 3 Months Return	12.81	9.86
YTD Return	-8.11	-3.13
Since Inception	12.34	34.73
Annualized Return	2.72	7.12
Annualized Volatility	13.07	9.59
Sharpe Ratio	0.17	0.69
% of Positive Months	59.62	65.38
Major Drawdown	-11.87	-7.56
Beta	1.11	
Correlation	0.83	

Allocation



Monthly Top Five Position Cont.

Name	Rel. Cont.
VONTOBEL HOLDING AG-REG	1.02%
DKSH HOLDING AG	0.88%
KUEHNE + NAGEL INTL AG-REG	0.66%
LOGITECH INTERNATIONAL-REG	0.53%
LONZA GROUP AG-REG	0.36%

Other Statistics

EV / EBIT	12.96
EBIT Growth	13.79
Beta	0.88
Dividend Yield	2.82
P/E	18.47
P/B	4.29

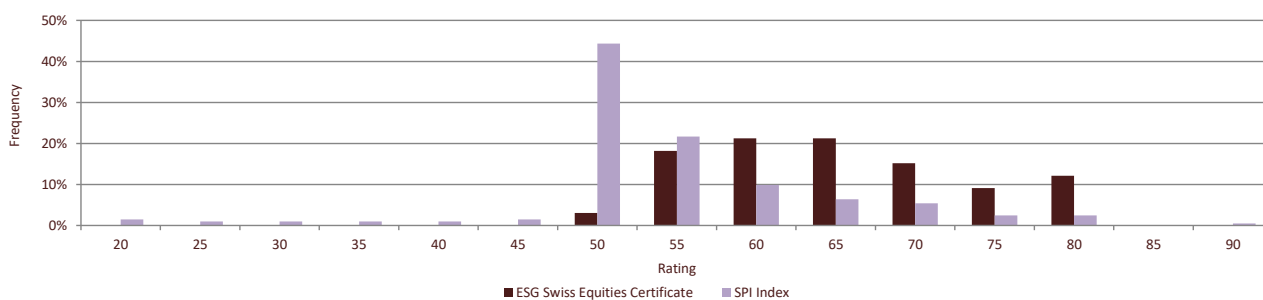
Top 10 Holdings

Name	Weight (%)
VONTOBEL HOLDING AG-REG	7.46%
DKSH HOLDING AG	5.91%
ROCHE HOLDING AG-GENUSSCHEIN	5.87%
DORMAKABA HOLDING AG	5.86%
LOGITECH INTERNATIONAL-REG	5.85%
LONZA GROUP AG-REG	5.84%
MOBILEZONE HOLDING AG-REG	4.98%
SWISS LIFE HOLDING AG-REG	4.86%
KUEHNE + NAGEL INTL AG-REG	4.79%
LAFARGEHOLCIM LTD-REG	4.79%
CASH	1.61%

Market Capitalisation Exposure

Large Cap.	35.78%
Mid Cap.	8.94%
Small Cap.	53.67%
Cash	1.61%

ESG Ratings Allocation (last rebalancing)



Fund Information

Custodian & Index Sponsor	Natixis
Advisor	NextGen WM
ESG Rating Provider	Covalence



This document does not constitute any recommendation, investment proposal, offer to provide a service, nor solicitation to buy or sell any security or other investment product. This document was issued for information purposes only. It has no contractual value and may contain errors or omissions. Past results are not indicative of future results. NextGen WM will not be liable for any reliance placed upon the content of this document by any person.